

01/05/99

ef

Introduced By: JANE HAGUE

Clerk 1/6/99

Proposed No.: 1999-0018

ORDINANCE NO. **13402**

1

2

3

4

5

6

AN ORDINANCE relating to levying of property taxes of King County for the year 1999 and amending the legislation establishing the property tax levy for taxes to be collected in 1999; amending Ordinance 13373, Section 3.

7

BE IT ORDAINED BY THE COUNCIL OF KING COUNTY:

8

SECTION 1. Ordinance 13373, Section 3, is amended to read as follows:

9

The ((M))metropolitan King County council certifies the levies of the following taxing

10

districts:

11

PORT OF SEATTLE **35,646,106**

12

CITIES AND TOWNS

13

SEATTLE 183,486,175

14

ALGONA 416,406

15

AUBURN 9,657,454

16

BEAUX ARTS 51,000

17

BELLEVUE 24,913,026

18

BLACK DIAMOND 388,465

19

BOTHELL (King County portion only) ((2,977,714)) 2,921,062

20

BURIEN 2,827,745

21

CARNATION 264,208

22

CLYDE HILL 571,000

23

COVINGTON 1,085,216

24

DES MOINES 2,692,771

25

DUVALL 482,630

26

ENUMCLAW 1,522,518

27

FEDERAL WAY 6,667,000

28

HUNTS POINT 183,769

29

ISSAQUAH 2,705,531

30

KENT ((19,008,047)) 19,008,407

13402

1	KENMORE	2,829,516
2	KIRKLAND	9,194,415
3	LAKE FOREST PARK	2,055,901
4	MAPLE VALLEY	1,231,489
5	MEDINA	((1,304,839)) 1,275,005
6	MERCER ISLAND	7,724,477
7	MILTON (King County portion only)	107,158
8	NEWCASTLE	1,741,746
9	NORMANDY PARK	1,009,411
10	NORTH BEND	704,829
11	PACIFIC (King County portion only)	450,301
12	REDMOND	12,093,587
13	RENTON	15,828,101
14	SEATAC	((6,768,675)) 7,549,269
15	SHORELINE	5,354,309
16	SKYKOMISH	38,884
17	SNOQUALMIE	557,962
18	TUKWILA	7,986,830
19	WOODINVILLE	1,839,487
20	YARROW POINT	317,035
21	TOTAL CITIES AND TOWNS	((339,039,627)) <u>\$339,734,095</u>
22	WATER AND SEWER DISTRICTS	
23	BRYN MAWR - LAKERIDGE	43,180
	FIRE DISTRICTS	
24	2	3,657,591
25	4	6,225,160
26	10	8,274,035
27	11	1,831,556
28	13	1,492,051
29	14	848,798
30	16	2,369,089
31	17	75,094
32	20	1,004,181
33	24	7,105
34	25	978,397
35	26	2,425,839
36	27	510,806
37	28	480,197
38	31	34,817
39	34	3,746,491
40	36	4,540,963
41	37	3,611,509
42	38	710,864
43	39	8,596,235
44	40	1,728,298
45	41	2,102,828
46	43	3,275,481


13402

1	44	1,669,086
2	45	1,325,395
3	46	468,806
4	47	77,787
5	50	132,522
6	49/51 (King County portion only)	32,049
7	TOTAL FIRE DISTRICTS	\$62,233,030
8	MISCELLANEOUS	
9	RURAL LIBRARY (King County portion only)	51,195,043
10	HOSPITAL DISTRICT NO. 1	2,700,000
11	HOSPITAL DISTRICT NO. 2	8,915,759
12	HOSPITAL DISTRICT NO. 4	1,930,321
13	CEMETERY DISTRICT NO. 1	75,854
14	VASHON MAURY PARKS	476,791
15	NORTHSHORE PARKS	
16	& RECREATION (King County portion only)	((258,239)) 258,316
17	GREEN RIVER FLOOD ZONE	((710,495)) 714,516
18	EMERGENCY MEDICAL SERVICES	43,212,407
19	ISSAQUAH LIBRARY CAPITAL FACILITIES AREA	600,000
20	REDMOND LIBRARY CAPITAL FACILITIES AREA	610,000
21	TOTAL MISCELLANEOUS	((110,684,909)) \$110,689,007
22	SCHOOLS	
23	SEATTLE	161,694,921
24	FEDERAL WAY	28,418,000
25	ENUMCLAW	8,884,000
26	FIFE (King County portion only)	((861,410)) 758,760
27	MERCER ISLAND	10,757,356
28	HIGHLINE	26,498,887


1	VASHON ISLAND	3,816,772
2	RENTON	28,661,620
3	BELLEVUE	48,814,517
4	RIVERVIEW	5,951,970
5	AUBURN	26,035,774
6	TAHOMA	9,705,000
7	TUKWILA	9,363,000
8	SNOQUALMIE VALLEY	10,108,566
9	ISSAQUAH	31,930,269
10	SHORELINE	26,822,849
11	LAKE WASHINGTON	60,843,715
12	KENT	50,680,000
13	NORTHSHORE (King County portion only)	((35,438,263)) 35,483,714
14	TOTAL SCHOOLS	((585,286,889)) <u>\$585,229,690</u>
15	GRAND TOTAL	((1,445,299,187)) <u>\$1,445,940,554</u>

16 INTRODUCED AND READ for the first time this 11th day of January, 1999.
 17 PASSED by a vote of 9 to 3 this 1st day of February, 1999.


18 KING COUNTY COUNCIL
 19 KING COUNTY, WASHINGTON

20 
 21 Chair

22 ATTEST:

23 
 24 Clerk of the Council

25 APPROVED this 5 day of February, 1999

26 
 27 King County Executive

28 Attachments: None